

BlackRock MSCI EAFE Equity Index Fund

Fund Category
International Equity

Morningstar Return
Below Average

Morningstar Risk
Average

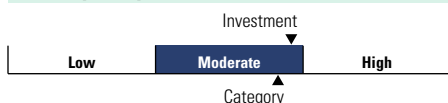
General Information

Fund Code 260
Fund Inception October 2004
Underlying Inception May 1999
Registered Plan Eligibility 100%
Fund Assets (\$Mil) 6.68
Underlying Assets (\$Mil) 781.18

Investment Fees % 0.25
Operating Expenses % 0.02
Underlying Operating Expenses % 0.05

Management Company BlackRock Asset Management Canada Ltd
Web Site www.desjardins.financialsecurity.com

Volatility Analysis



Investment Objective

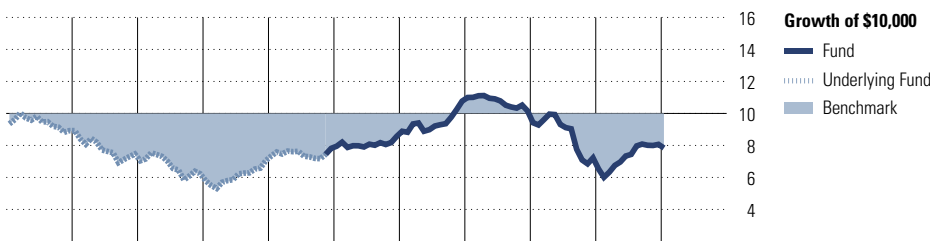
The fund aims to reproduce as closely as possible the return of the MSCI EAFE Free Net Index.

Benchmark
MSCI EAFE Free Net

Investment Strategy

Investments are passively managed in order to provide a return derived primarily from long term capital appreciation by investing in a largely diversified portfolio of of non-North American equity securities.

Performance Analysis as at 01-31-2010

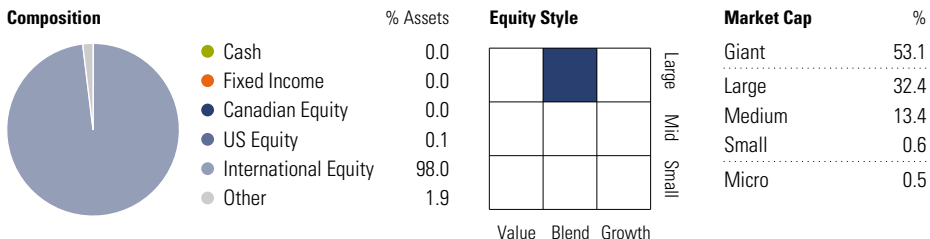


	2000	2001	2002	2003	2004	2005	2006	2007	2008	2009	YTD	Quartile
Fund	-10.8	-16.3	-16.6	13.2	11.3	9.5	25.8	-5.7	-28.9	11.7	-2.8	as at 01-31-2010
Underlying Fund	-11.2	-16.5	-16.8	13.4	11.5	10.7	25.9	-5.7	-29.2	11.9	-2.8	Fund Return %
Benchmark												Benchmark %

Annualized Returns %	1 Yr	2 Yr	3 Yr	4 Yr	5 Yr	10 Yr
Fund	19.9	-8.8	-10.7	-3.1	-0.3	-1.6
Benchmark	20.0	-8.9	-10.7	-3.2	-0.1	-1.7

Disclosure The above data represents past performance returns, which is not indicative of future results. These are gross performance returns, calculated after the fund's operating expenses, but before investment fees. For more information, please contact Desjardins Financial Security's Customer Contact Centre at 1-800-968-3587.

Portfolio Analysis as at 01-31-2010



Top Ten Holdings	% Assets
HSBC Holdings PLC	1.9
BP	1.8
Nestle	1.7
Total SA	1.3
Roche Holding AG	1.2
BHP Billiton Limited	1.2
Banco Santander SA	1.2
Novartis AG	1.2
Vodafone Ag	1.2
Toyota Motor Corporation	1.2
Total Number of Portfolio Holdings	2
Total Number of Underlying Holdings	974
Total Number of Stock Holdings	949
Total Number of Bond Holdings	1

Top Five Countries	% Assets
Japan	22.1
United Kingdom	18.7
France	10.2
Australia	9.0
Germany	8.8

Global Equity Sectors	% Equity
Utilities	5.8
Energy	8.3
Financials	24.1
Materials	9.1
Consumer Discretionary	9.3
Consumer Staples	10.1
Telecommunication Services	4.5
Industrials	11.2
Health Care	8.1
Information Technology	5.2
Unclassified	4.2